

FRONT MUDGUARD KIT



P/N 2884088, 2884463, 2884723

BEFORE YOU BEGIN

Read these instructions and check to be sure all parts and tools are accounted for. Please retain these installation instructions for future reference and parts ordering information.

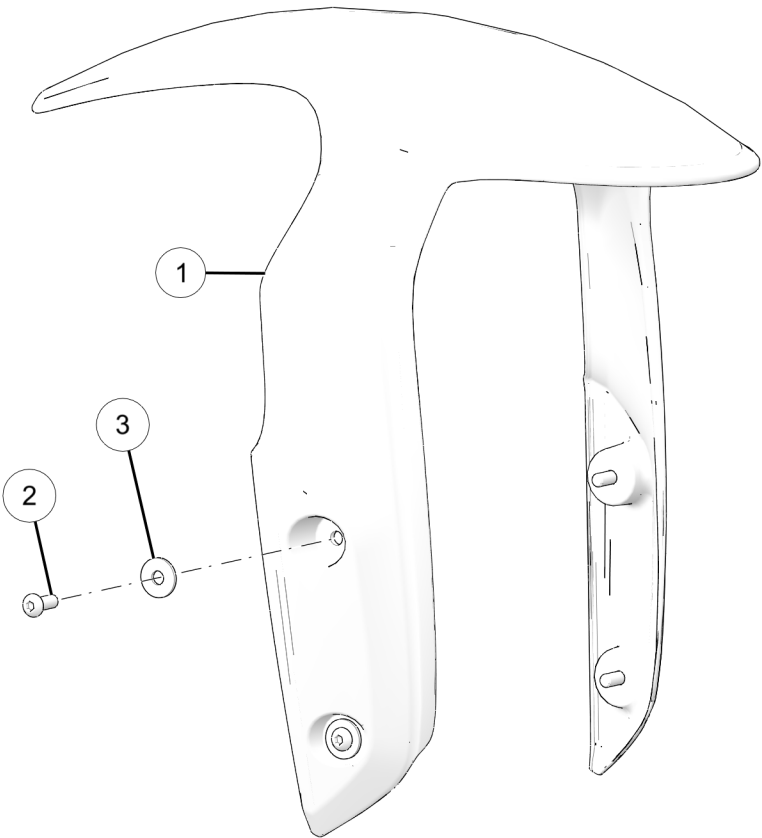
APPLICATION

Verify accessory fitment at www.indianmotorcycle.com.

IMPORTANT

The Indian Motorcycle® FTR™ 1200 Carbon Fiber Front Mudguard Kit P/N 2884088 is not compatible with Fork Guards Kit P/N 2884103

KIT CONTENTS



FRONT MUDGUARD KIT P/N 2884088

REF	QTY	PART DESCRIPTION	P/N AVAILABLE SEPARATELY
1	1	Fender-Front	2637389
2	4	Screw-Hex Button Head, M6 x 1.0 x 16	7517783
3	4	Washer, 6.4 x 18.0 x 1.6	7556064

FRONT MUDGUARD KIT P/N 2884463

REF	QTY	PART DESCRIPTION	P/N AVAILABLE SEPARATELY
1	1	Fender-Front	2867797

FRONT MUDGUARD KIT P/N 2884723

REF	QTY	PART DESCRIPTION	P/N AVAILABLE SEPARATELY
1	1	Fender-Front	2637950

TOOLS REQUIRED

- Safety Glasses
- Hex Key Set, Metric
- Hex Key Set, Ball End, Metric
- Socket Set, Metric
- Torque Wrench

IMPORTANT

Your accessory kit is exclusively designed for your vehicle. Please read the installation instructions thoroughly before beginning. Installation is easier if the vehicle is clean and free of debris. For your safety, and to ensure a satisfactory installation, perform all installation steps correctly in the sequence shown.

INSTALLATION INSTRUCTIONS

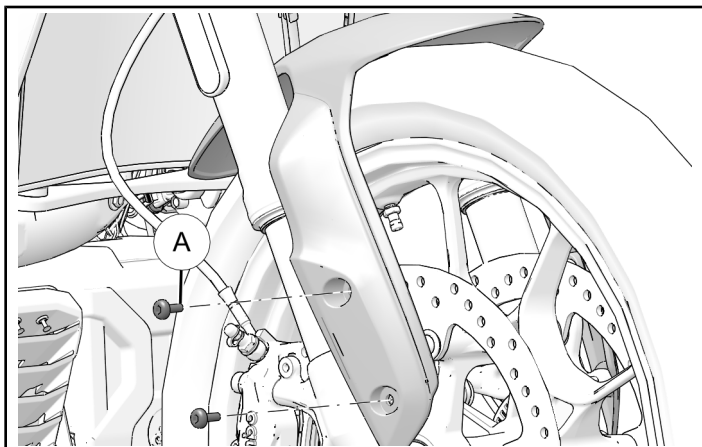
VEHICLE PREPARATION

GENERAL

1. Turn key or ignition switch to OFF position and remove key.
2. Ensure motorcycle is parked on a flat surface, kickstand is fully extended, and vehicle is stable prior to installation.

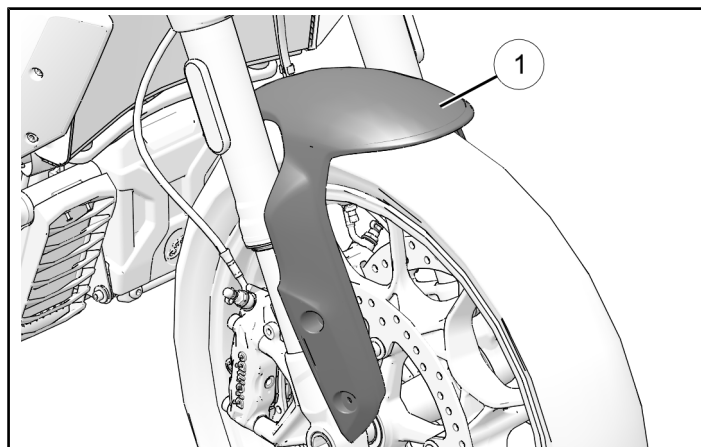
FRONT MUDGUARD REMOVAL

1. Remove two screws (A) from each side of front mudguard. Remove mudguard from motorcycle.



ACCESSORY INSTALLATION

1. Put accessory fender (1) over front tire.



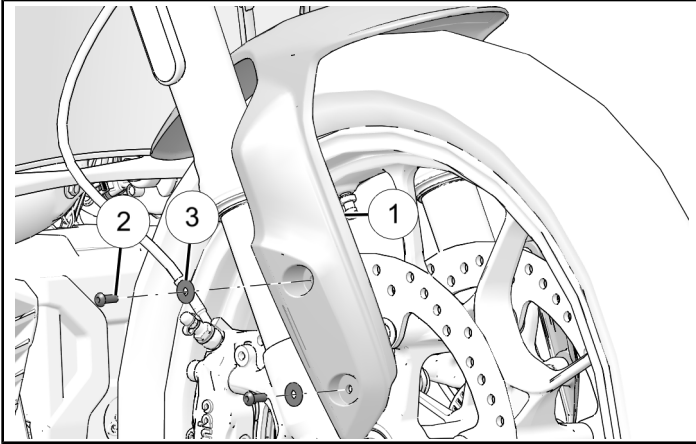
2. Loosely install fender ① with four mud guard fasteners ② and four washers ③, before torquing hardware.

TIP

Use original fasteners, without washers, if replacement hardware is not supplied with accessory fender.

TORQUE

Mud Guard Fasteners ②:
96 in-lbs (11 N·m)



FEEDBACK FORM

A feedback form has been created for the installer to provide any comments, questions or concerns about the installation instructions. The form is viewable on mobile devices by scanning the QR code or by clicking [HERE](#) if viewing on a PC.

