

TRAILERABLE COVER KIT

P/N 2880633

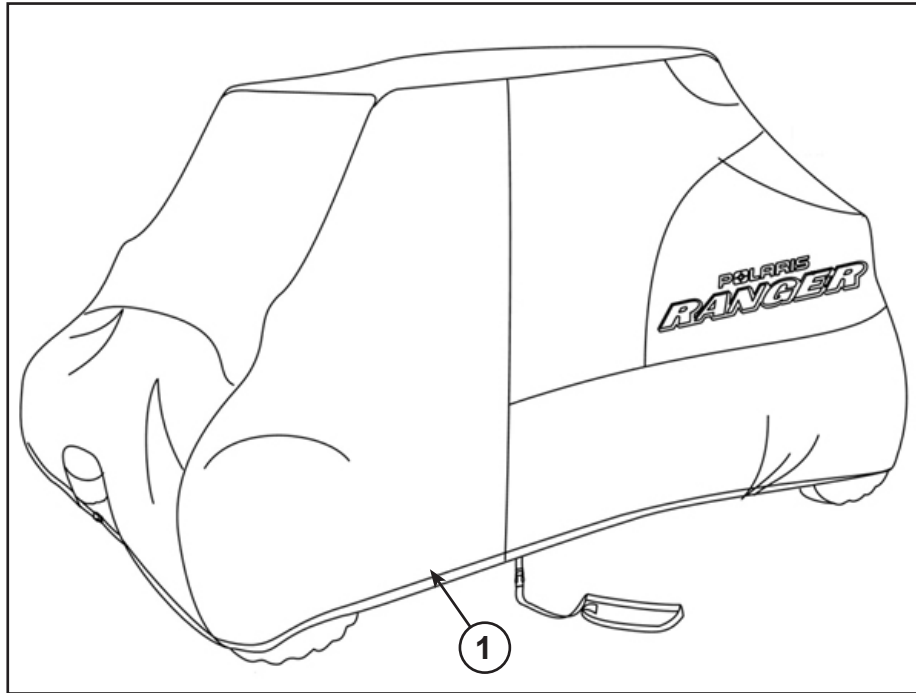


APPLICATION

RANGER 570 CREW

BEFORE YOU BEGIN

Read these instructions twice and check to be sure all parts and tools are accounted for. Please retain these installation instructions for future reference and parts ordering information.



KIT CONTENTS

Ref	Qty	Part Description	Part Number
1	1	Trailerable Cover	2880633
	1	Instructions	9925651

TOOLS NEEDED

Safety Goggles

APPROXIMATE ASSEMBLY TIME


5 mins

IMPORTANT


Your Polaris TRAILERABLE COVER KIT is exclusively designed for your vehicle. Please read the installation instructions thoroughly before beginning. Installation is easier if the vehicle is clean and free of debris. For your safety, and to ensure a satisfactory installation, perform all installation steps correctly in the sequence shown.

INSTALLATION INSTRUCTIONS


1. Place the vehicle in “**PARK**” and turn the key to “**OFF**” position. Remove the key from the vehicle.
2. If a spare tire is in place, remove the tire and the tie down clamp before using the cover to trailer.
3. Stow ratchet (A) by connecting the Velcro on the ratchet webbing to the Velcro on the cover as shown in figure.



4. Drape the cover over the vehicle.
5. Attach the front buckle (B) as shown in figure.




6. Thread rear webbing (C) through loop (D) in the back and into the ratchet. Roll ratchet (A) three fourths of the way and pull snug as shown in figure.



7. Pull cover down as far as possible down over all four tires as shown in figure.



8. Ratchet webbing tight. Guide webbing into spool. Apply about 10-15 ft. lbs. (13.5-20 Nm) of pressure on the handle.
9. Attach the male buckle (E) of the center strap to the female buckle sewn to the cover. Feed the webbing underneath the machine and connect the buckles on the opposite side. Cinch tight by pulling any excess slack underneath the footwells as shown in figure.



WARNING:

Ensure the cover is adequately tensioned prior to trailering the unit.
Never trailer covered unit in excess of the speed limit.

Trail the covered unit in a forward facing direction ONLY.